

1980 BOYS BASKETBALL TOURNAMENT

Judy

Playdowns

LL DIVISION -- REGION I

Windham	1	58
E. Hartford/Penney	8	65

Site Glastonbury  
Time 8:15 Date 3/1

Weaver	4	81
Rockville	5	74

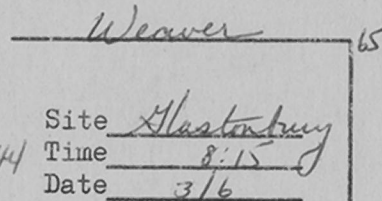

Site Bloomfield  
Time 6:30 Date 2/29

Manchester	2	76
Glastonbury	7	43

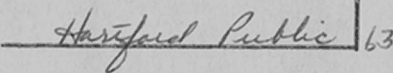
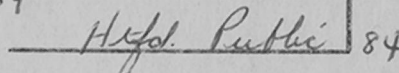
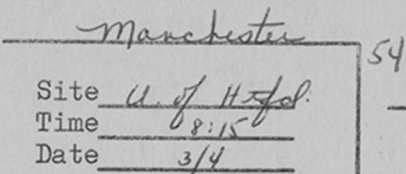
Site Bloomfield  
Time 8:15 Date 2/29

Norwich Free Academy	3	53
Hartford Public	6	68

Site Glastonbury  
Time 6:30 Date 3/1



Hartford Public



LL DIVISION -- REGION III

N. W. Catholic	1	64
Hamden	8	57

Site Southington Plainville  
Time 6:30 Date 2/29

Holy Cross	4	50
New Britain	5	56

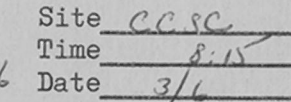
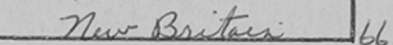
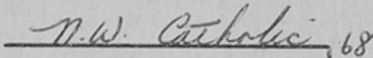
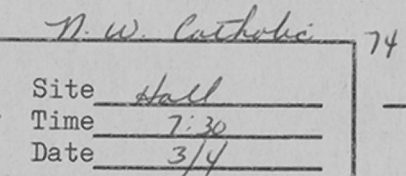
Site Southington Plainville  
Time 8:15 Date 2/29

Simsbury	2	58
Conard	7	56

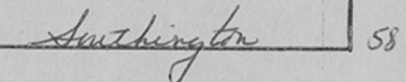
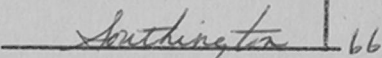
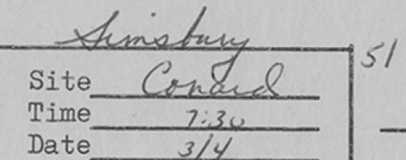
Site Bloomfield  
Time 8:15 Date 3/1

Southington	3	76
Enrico Fermi	6	62

Site Bloomfield  
Time 6:30 Date 3/1



N. W. Catholic



1980 BOYS BASKETBALL TOURNAMENT

Playdowns

LL DIVISION -- REGION II

Norwalk	1	75
Wilton	8	45

Site Stamford  
Time 6:30 Date 2/29

Brien McMahon	4	66
Westhill	5	81

Site Stamford  
Time 8:15 Date 2/29

New Canaan	2	71
Greenwich	7	49

Site Westhill, Stamford  
Time 8:15 Date 3/1

Danbury	3	80
Stamford	6	71

Site Westhill, Stamford  
Time 6:30 Date 3/1

Norwalk 82  
Site Stamford  
Time 8:15  
Date 3/4

Westhill 77

Norwalk 54  
Site Wilton  
Time 7:30  
Date 3/6

New Canaan 71

Site Stamford  
Time 6:30  
Date 3/4

New Canaan 74

Danbury 53

New Canaan

LL DIVISION -- REGION IV

Lee	1	75
Trumbull	8	56

Site Shelton  
Time 8:15 Date 3/1

Roger Ludlowe	4	65
Amity Reg.	5	55

Site Trumbull  
Time 8:15 Date 2/29

Bridgeport Central	2	74
Hillhouse	7	55

Site Trumbull  
Time 6:30 Date 2/29

Wilbur Cross	3	96
Notre Dame, W.H.	6	67

Site Shelton  
Time 6:30 Date 3/1

Lee 90  
Site Faran  
Time 6:30  
Date 3/4

Ludlowe 62

Lee 64  
Site Hamden  
Time 6:30  
Date 3/6

Bpt. Central 76

Site Faran  
Time 8:15  
Date \_\_\_\_\_

Wilbur Cross 65

Wilbur Cross 99

Wilbur Cross

1980 BOYS BASKETBALL TOURNAMENT

Regular Tournament

LL DIVISION

Quarter-finals

Hartford Public	59	I
Southington	53	III
Site <u>New Britain</u>		
Time <u>7:30</u> Date <u>3/8</u>		

New Canaan	57	II
Lee	50	IV
Site <u>Wardle</u>		
Time <u>7:30</u> Date <u>3/8</u>		

N.W. Catholic	64	III
Weaver	50	I
Site <u>Bloomfield</u>		
Time <u>7:30</u> Date <u>3/8</u>		

Wilbur Cross	60	IV
Norwalk	56	II
Site <u>Trumbull</u>		
Time <u>7:30</u> Date <u>3/8</u>		

Semi-finals

Hartford Public	59
Site <u>Quinnipiac</u>	
Time <u>7:30</u>	
Date <u>3/12</u>	

New Canaan	61
------------	----

N.W. Catholic	61
Site <u>Crosby</u>	
Time <u>7:30</u>	
Date <u>3/12</u>	

Wilbur Cross	67
--------------	----

Finals

New Canaan	
Site <u>Central Ct.</u>	
Time <u>1:00 P.M.</u>	
Date <u>March 15</u>	

Wilbur Cross

Wilbur Cross
--------------

1980 BOYS BASKETBALL TOURNAMENT

Playdowns

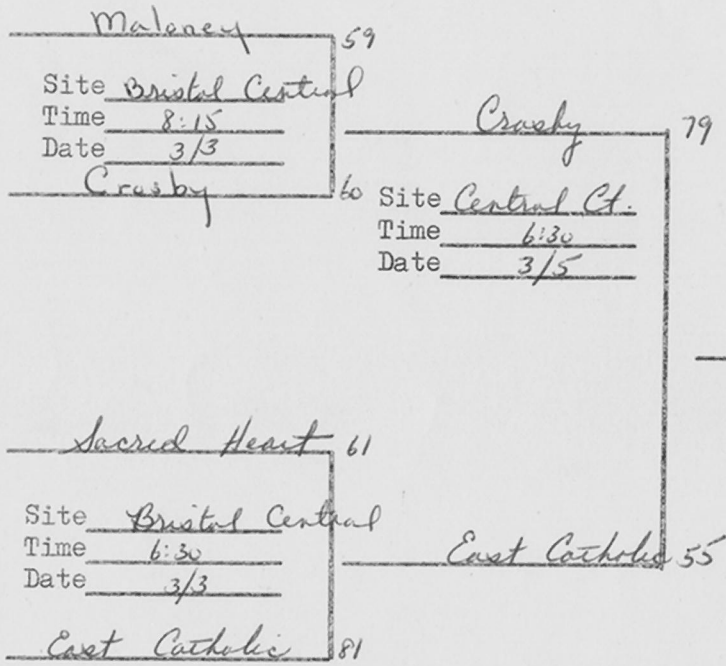
L DIVISION -- REGION I

Maloney	1	61
Wilcox Tech.	8	50
Site	Southington	
Time	8:15	Date 2/28

Crosby	4	69
Platt	5	54
Site	Southington	
Time	6:30	Date 2/28

Sacred Heart	2	77
Wilby	7	70
Site	Crosby	
Time	8:15	Date 2/27

East Catholic	3	70
Torrington	6	62
Site	Crosby	
Time	6:30	Date 2/27



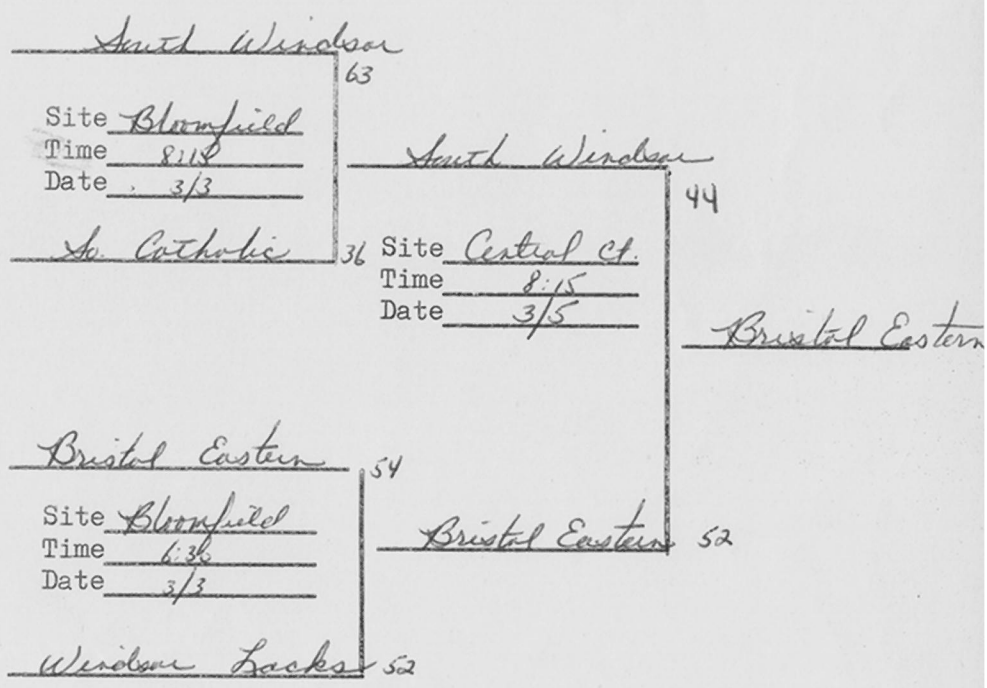
L DIVISION -- REGION III

South Windsor	1	75
Goodwin Tech.	8	63
Site	Conard	
Time	6:30	Date 2/28

Windsor	4	41
South Catholic	5	48
Site	Conard	
Time	8:15	Date 2/28

Bristol Eastern	2	73
Bloomfield	7	57
Site	Hall	
Time	8:15	Date 2/27

Windsor Locks	3	58
Bristol Central	6	44
Site	Hall	
Time	6:30	Date 2/27



1980 BOYS BASKETBALL TOURNAMENT

Playdowns

L DIVISION -- REGION II

Fairfield Prep.	1	66
Warren Harding	8	48

Site Andrew Warde  
Time 8:15 Date 2/28

Fairfield Prep 65  
Site Trumbull  
Time 6:30  
Date 3/3

Fairfield Prep 56

Newtown	4	54
Abbott Tech.	5	60

Site Andrew Warde  
Time 6:30 Date 2/28

Abbott Tech 50

Site Trumbull  
Time 7:30  
Date 3/5

Bullard Haven

Bullard Haven	2	80
Stamford Catholic	7	42

Site Andrew Warde  
Time 8:15 Date 2/27

Bullard Haven 75

Site Trumbull  
Time 8:15  
Date 3/3

Bullard Haven 73

Masuk	3	57
St. Joseph	6	66

Site Andrew Warde  
Time 6:30 Date 2/27

St Joseph 61

L DIVISION -- REGION IV

East Haven	1	96
North Haven	8	65

Site Sheehan  
Time 8:15 Date 2/28

East Haven 72

Site Javan  
Time 7:30  
Date 3/3

East Haven 87

Ledyard	4	38
Ansonia	5	58

Site Xavier  
Time 7:30 Date 2/27

Ansonia 62

Site Hamden  
Time 7:30  
Date 3/5

East Haven

Branford	2	64
Cheshire	7	60

Site Sheehan  
Time 6:30 Date 2/28

Branford 70

Site Xavier  
Time 7:30  
Date 3/3

Branford 64

St. Bernard	3	74
Guilford	6	56

Site Old Saybrook  
Time 7:30 Date 2/27

St. Bernard 67

1980 BOYS BASKETBALL TOURNAMENT

Regular Tournament

I DIVISION

Quarter-finals

Semi-finals

Finals

Crosby	I
South Windsor	III

Site New Britain  
Time 7:30 Date 3/7

Bullard Havens	II
Branford	IV

Site Quinnipiac  
Time 6:30 Date 3/7

Bristol Eastern	III
East Catholic	I

Site Hall, W. Htfd  
Time 7:30 Date 3/7

East Haven	IV
Fairfield Prep.	II

Site Quinnipiac  
Time 8:15 Date 3/7

Crosby 48

Site Shelton  
Time 7:30  
Date 3/11

Bullard Havens 62

East Catholic 56

Site Berlin  
Time 7:30  
Date 3/11

East Haven 70

Bullard Havens

Site Central CT SC  
Time 8:00 P.M.  
Date March 14

East Haven

East Haven

1980 BOYS BASKETBALL TOURNAMENT

Playdowns

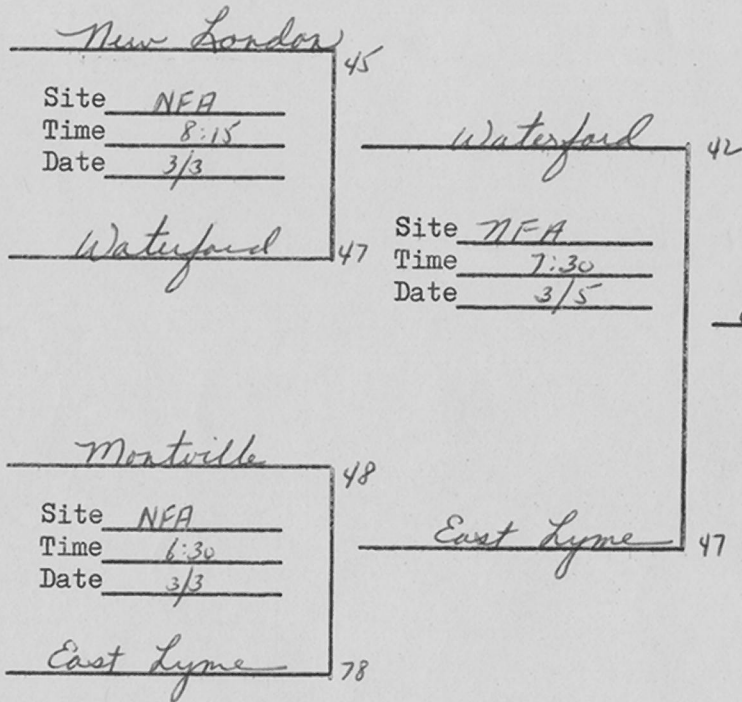
M DIVISION -- REGION I

New London	1	88
Norwich Tech.	8	39
Site <u>Norwich</u>		
Time <u>8:15</u> Date <u>2/27</u>		

E. O. Smith	4	44
Waterford	5	46
Site <u>Norwich</u>		
Time <u>6:30</u> Date <u>2/27</u>		

Windham RVT	2	56
Montville	7	76
Site <u>Norwich</u>		
Time <u>8:15</u> Date <u>2/28</u>		

East Lyme	3	45
Stonington	6	37
Site <u>Norwich</u>		
Time <u>6:30</u> Date <u>2/28</u>		



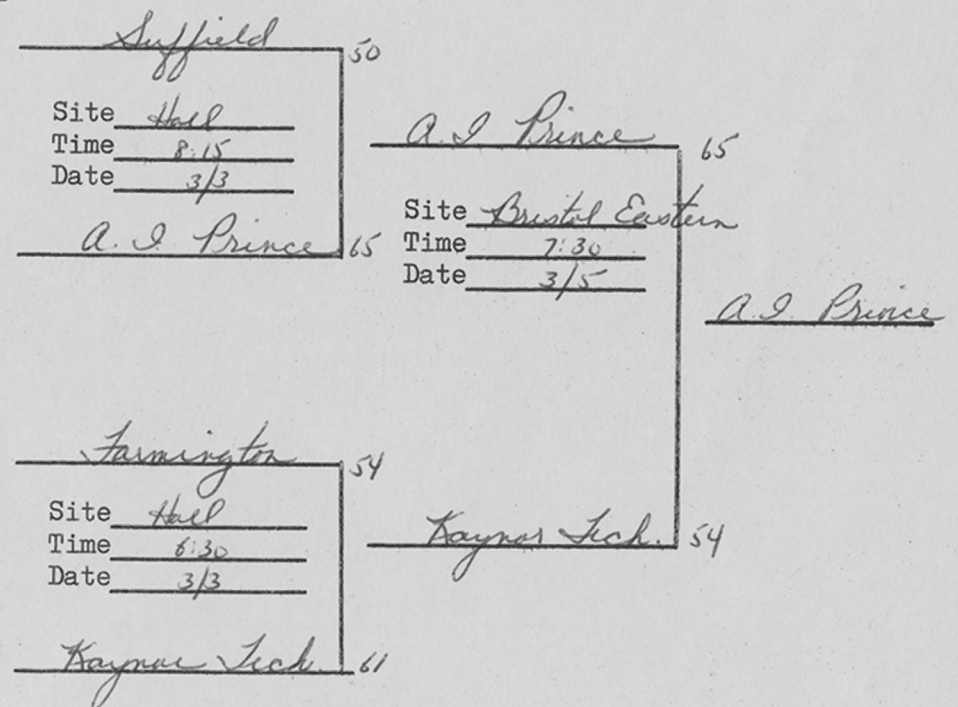
M DIVISION -- REGION III

Suffield	1	66
Berlin	8	57
Site <u>Hall</u>		
Time <u>6:30</u> Date <u>2/28</u>		

St. Thomas Aquinas	1	46
A. I. Prince	5	60
Site <u>Hall</u>		
Time <u>8:15</u> Date <u>2/28</u>		

Farmington	2	65
Kennedy	7	62
Site <u>Plainville</u>		
Time <u>6:30</u> Date <u>2/27</u>		

Kaynor Tech.	3	64
St. Paul	6	52
Site <u>Plainville</u>		
Time <u>8:15</u> Date <u>2/27</u>		



1980 BOYS BASKETBALL TOURNAMENT

Playdowns

M DIVISION -- REGION II

Pomperaug	1	77
Bethel	8	58
Site	Danbury	
Time	6:30	Date 2/28

<i>Pomperaug</i>	77
Site	<i>Shelton</i>
Time	<i>6:30</i>
Date	<i>3/3</i>

Immaculate	4	56
Central Catholic	5	68
Site	Trumbull	
Time	8:15	Date 2/27

<i>Central Catholic</i>	60
-------------------------	----

Site	<i>Shelton</i>
Time	<i>7:30</i>
Date	<i>3/5</i>

Notre Dame, Ffld.	2	80
New Milford	7	52
Site	Trumbull	
Time	6:30	Date 2/27

<i>Notre Dame</i>	56
Site	<i>Shelton</i>
Time	<i>6:15</i>
Date	<i>3/3</i>

Joel Barlow	3	70
New Fairfield	6	59
Site	Danbury	
Time	8:15	Date 2/28

<i>Joel Barlow</i>	52
--------------------	----

M DIVISION -- REGION IV

Woodrow Wilson	1	97
Eli Whitney	8	67
Site	West Haven	
Time	6:30	Date 2/27

<i>Woodrow Wilson</i>	68
Site	<i>Shelton</i>
Time	<i>8:15</i>
Date	<i>3/3</i>

Hand	4	48
Derby	5	47
Site	Hamden	
Time	8:15	Date 2/28

<i>Hand</i>	65
-------------	----

Site	<i>Berlin</i>
Time	<i>7:30</i>
Date	<i>3/5</i>

Morgan	2	60
Milford	7	68
Site	West Haven	
Time	8:15	Date 2/27

<i>Milford</i>	71
Site	<i>Shelton</i>
Time	<i>6:30</i>
Date	<i>3/3</i>

Foran	3	59
Middletown	6	73
Site	Hamden	
Time	6:30	Date 2/28

<i>Middletown</i>	91
-------------------	----

Site	<i>Middletown</i>
------	-------------------

*Notre Dame*

*Woodrow Wilson*



1980 BOYS BASKETBALL TOURNAMENT

Regular Tournament

M DIVISION

Quarter-finals

East Lyme	I
Kaynor Lick	III
Site <u>Xavier</u>	
Time <u>7:30</u> Date <u>3/7</u>	

Notre Dame	II
Middletown	IV
Site <u>Crosby</u>	
Time <u>6:30 P</u> Date <u>3/7</u>	

A. I. Prince	III
Waterford	I
Site <u>Windham</u>	
Time <u>7:30</u> Date <u>3/7</u>	

Woodrow Wilson	IV
Pomperaug	II
Site <u>Crosby</u>	
Time <u>8:15</u> Date <u>3/7</u>	

Semi-finals

Kaynor Lick	51
Site <u>Hamden</u>	
Time <u>7:30</u>	
Date <u>3/11</u>	

Notre Dame	63
------------	----

A. I. Prince	72
Site <u>Southington</u>	
Time <u>7:30</u>	
Date <u>3/11</u>	

Pomperaug	73
-----------	----

Finals

Notre Dame
Site <u>Central CT SC</u>
Time <u>8:00 P.M.</u>
Date <u>March 15</u>

Pomperaug
(OT)

Pomperaug

1980 BOYS BASKETBALL TOURNAMENT

Playdowns

S DIVISION -- REGION I

Putnam	1	57
Lyman Memorial	8	61

Site Killingly Windham  
Time 6:30 Date 3/1

Parish Hill	4	45
Woodstock Academy	5	39

Site Killingly Windham  
Time 8:15 Date 3/1

Griswold	2	69
Tourtellotte Memorial	7	32

Site Killingly  
Time 6:30 Date 2/29

Coventry	3	45
Marianapolis Prep.	6	46

Site Killingly  
Time 8:15 Date 2/29

Lyman Memorial  
34  
Site Windham  
Time 8:15  
Date 3/4

Parish Hill 40  
49 Site Windham  
Time 7:30  
Date 3/6

Griswold 54  
Site Windham  
Time 6:30  
Date 3/4

Marianapolis 50  
Griswold 56

S DIVISION -- REGION III

Portland	1	74
Hale-Ray	8	73

Site Killingworth  
Time 8:15 Date 3/1

Old Saybrook	4	68
East Hampton	5	82

Site Killingworth  
Time 6:30 Date 2/29

Coginchaug	2	73
Lyme-Old Lyme	7	51

Site Killingworth  
Time 8:15 Date 2/29

Bacon Academy	3	84
Westbrook	6	57

Site Killingworth  
Time 6:30 Date 3/1

Portland 63  
Site Hamdenbury  
Time 8:15  
Date 3/4

East Hampton 58  
Site Hamdenbury  
Time 6:30  
Date 3/6

Coginchaug 59  
Site Hamdenbury  
Time 6:30  
Date 3/4

Bacon Academy 41  
Portland 63  
Coginchaug 63

1980 BOYS BASKETBALL TOURNAMENT

Playdowns

S DIVISION -- REGION II

Lewis Mills	1	66
Thomaston	8	57
Site Torrington		
Time 6:30 Date 3/1		

Housatonic Valley Reg.	4	65
Shepaug Valley	5	57
Site Torrington		
Time 8:15 Date 3/1		

Terryville	2	38
Litchfield	7	43
Site Woodbury - Nonnewaug		
Time 8:15 Date 2/29		

Gilbert School	3	64
St. Mary's	6	72
Site Woodbury - Nonnewaug		
Time 6:30 Date 2/29		

Lewis Mills	63
Site Torrington	
Time 7:30	
Date 3/4	

Housatonic Valley	61
Site West Haven	
Time 7:30	
Date 3/6	

Litchfield	64
Site Danbury	
Time 7:30	
Date 3/4	

St. Mary's	65
------------	----

Lewis Mills	59
-------------	----

Lewis Mills

St. Mary's	50
------------	----

S DIVISION -- REGION IV

Cromwell	1	68
Somers	8	50
Site Manchester		
Time 6:30 Date 2/29		

East Windsor	4	50
Ellington	5	35
Site Manchester		
Time 8:15 Date 2/29		

Avon	2	53
Canton	7	41
Site U. of Hartford		
Time 8:15 Date 3/1		

Tolland	3	42
St. Thomas Seminary	6	40
Site U. of Hartford		
Time 6:30 Date 3/1		

Cromwell	43
Site U. of Hartford	
Time 6:30	
Date 3/4	

East Windsor	31
Site C.C.S.C.	
Time 6:30	
Date 3/6	

Avon	73
Site Manchester	
Time 6:30	
Date 3/4	

Tolland	63
---------	----

Cromwell	54
----------	----

Cromwell

Avon	43
------	----

1980 BOYS BASKETBALL TOURNAMENT

Regular Tournament

S DIVISION

Quarter-finals

Grisswold	48	I
Coginchaug	50	III

Site Old Saybrook  
 Time 7:30 Date 3/8

Lewis Mills	59	II
Avon	57	IV

Site \_\_\_\_\_  
 Time \_\_\_\_\_ Date 3/8

Portland	63	III
Parish Hill	46	I

Site Manchester  
 Time 8:00 Date 3/8

Cromwell	59	IV
St. Mary	46	II

Site Storrs  
 Time 7:30 Date 3/8

Semi-finals

Coginchaug	52
------------	----

Site Southington  
 Time 7:30  
 Date 3/12

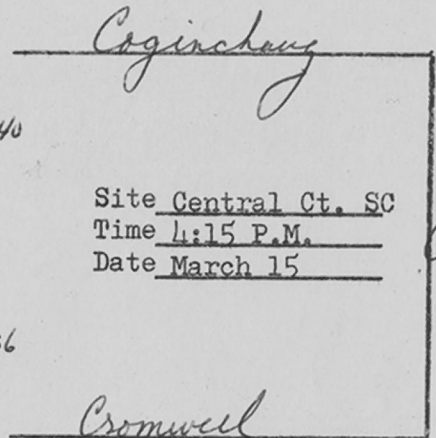
Lewis Mills	40
-------------	----

Portland	36
----------	----

Site Glastonbury  
 Time 7:30  
 Date 3/12

Cromwell	46
----------	----

Finals



Site Central Ct. SC  
 Time 4:15 P.M.  
 Date March 15

Cromwell

## 1980 BOYS BASKETBALL TOURNAMENT

RatingsS DIVISION

<u>School / Town</u>	<u>Rating</u>	<u>Percentage</u>	<u>Won</u>	<u>Lost</u>	
Lewis Mills High School, Burlington	1	.900	18	2	
Putnam High School	2	.800	16	4	By Lot
Cromwell High School	3	.800	16	4	By Lot
Portland High School	4	.750	15	5	By Lot
Griswold High School, Jewett City	5	.750	15	5	By Lot
Coginchaug Reg. High School, Durham	6	.750	15	5	By Lot
Bacon Academy, Colchester	7	.750	15	5	By Lot
Coventry High School	8	.750	15	5	By Lot
Avon High School	9	.737	14	5	
Terryville High School	10	.700	14	6	By Lot
Parish Hill High School, Chaplin	11	.700	14	6	By Lot
Old Saybrook High School	12	.700	14	6	By Lot
Gilbert School, Winsted	13	.650	13	7	By Lot
Housatonic Valley Reg., Falls Village	14	.650	13	7	By Lot
East Hampton High School	15	.650	13	7	By Lot
Tolland High School	16	.632	12	7	
Shepaug Valley High School, Washington	17	.600	12	8	By Lot
East Windsor High School	18	.600	12	8	By Lot
Ellington High School	19	.600	12	8	By Lot
Woodstock Academy	20	.588	10	7	
Marianapolis Prep. School, Thompson	21	.579	11	8	
St. Mary's High School, Greenwich	22	.550	11	9	By Lot
Westbrook High School	23	.550	11	9	By Lot
St. Thomas Seminary, Bloomfield	24	.500	10	10	By Lot
Canton High School	25	.500	10	10	By Lot
Litchfield High School	26	.450	9	11	By Lot
Tourtellotte Memorial High School, Thompson	27	.450	9	11	By Lot
Somers High School	28	.444	8	10	
Lyme - Old Lyme High School	29	.421	8	11	
Thomaston High School	30	.400	8	12	By Lot
Hale-Ray High School, Moodus	31	.400	8	12	By Lot
Lyman Memorial High School, Lebanon	32	.300	6	14	

## 1980 BOYS BASKETBALL TOURNAMENT

Ratings by RegionS DIVISION

<u>School / Town</u>	<u>Rating</u>	<u>Percentage</u>	<u>Won</u>	<u>Lost</u>	
<u>REGION I</u>					
Putnam High School	1	.800	16	4	
Griswold High School	2	.750	15	5	By Lot
Coventry High School	3	.750	15	5	By Lot
Parish Hill High School, Chaplin	4	.700	14	6	
Woodstock Academy	5	.588	10	7	
Marianapolis Prep. School, Thompson	6	.579	11	8	
Tourtellotte Memorial, Thompson	7	.450	9	11	
Lyman Memorial High School, Lebanon	8	.300	6	14	
<u>REGION II</u>					
Lewis Mills High School, Burlington	1	.900	18	2	
Terryville High School	2	.700	14	6	
Gilbert School, Winsted	3	.650	13	7	By Lot
Housatonic Valley Reg., Falls Village	4	.650	13	7	By Lot
Shepaug Valley Reg. High School	5	.600	12	8	
St. Mary's High School, Greenwich	6	.550	11	9	
Litchfield High School	7	.450	9	11	
Thomaston High School	8	.400	8	12	
<u>REGION III</u>					
Portland High School	1	.750	15	5	By Lot
Coginchaug Reg. High School, Durham	2	.750	15	5	By Lot
Bacon Academy, Colchester	3	.750	15	5	By Lot
Old Saybrook High School	4	.700	14	6	
East Hampton High School	5	.650	13	7	
Westbrook High School	6	.550	11	9	
Lyme-Old Lyme High School	7	.421	8	11	
Hale-Ray High School, Moodus	8	.400	8	12	
<u>REGION IV</u>					
Cromwell High School	1	.800	16	4	
Avon High School	2	.737	14	5	
Tolland High School	3	.632	12	7	
East Windsor High School	4	.600	12	8	By Lot
Ellington High School	5	.600	12	8	By Lot
St. Thomas Seminary High School	6	.500	10	10	By Lot
Canton High School	7	.500	10	10	By Lot
Somers High School	8	.444	8	10	

July

1980 BOYS BASKETBALL TOURNAMENT

Ratings

LL DIVISION

<u>School / Town</u>	<u>Rating</u>	<u>Percentage</u>	<u>Won</u>	<u>Lost</u>	
Lee High School, New Haven	1	.950	19	1	By Lot
Norwalk High School	2	.950	19	1	By Lot
New Canaan High School	3	.900	18	2	
Northwest Catholic High School, W. Htfd.	4	.895	17	2	
Simsbury High School	5	.850	17	3	
Bridgeport Central High School	6	.833	15	3	
Southington High School	7	.800	16	4	By Lot
Wilbur Cross High School, New Haven	8	.800	16	4	By Lot
Windham High School, Willimantic	9	.789	15	4	
Danbury High School	10	.778	14	4	
Manchester High School	11	.750	15	5	
Brien McMahon High School, Norwalk	12	.700	14	6	By Lot
Holy Cross High School, Waterbury	13	.700	14	6	By Lot
New Britain High School	14	.700	14	6	By Lot
Norwich Free Academy	15	.667	12	6	
Westhill High School, Stamford	16	.650	13	7	By Lot
Roger Ludlowe High School, Fairfield	17	.650	13	7	By Lot
Amity Reg. High School, Woodbridge	18	.600	12	8	
Stamford High School	19	.579	11	8	By Lot
Greenwich High School	20	.579	11	8	By Lot
Enrico Fermi High School, Enfield	21	.550	11	9	By Lot
Notre Dame High School, West Haven	22	.550	11	9	By Lot
Conard High School, West Hartford	23	.550	11	9	By Lot
Weaver High School, Hartford	24	.500	9	9	By Lot
Hillhouse High School, New Haven	25	.500	9	9	By Lot
Hamden High School	26	.450	9	11	
Rockville High School, Vernon	27	.400	8	12	By Lot
Trumbull High School	28	.400	8	12	By Lot
Hartford Public High School	29	.353	6	11	
Glastonbury High School	30	.300	6	14	By Lot
Wilton High School	31	.300	6	14	By Lot
Penney High School, East Hartford	32	.250	5	15	By Lot
East Hartford High School	33	.250	5	15	By Lot

1980 BOYS BASKETBALL TOURNAMENT

Ratings by Region

LL DIVISION

<u>School / Town</u>	<u>Rating</u>	<u>Percentage</u>	<u>Won</u>	<u>Lost</u>	
<u>REGION I</u>					
Windham High School, Willimantic	1	.789	15	4	
Manchester High School	2	.750	15	5	
Norwich Free Academy	3	.667	12	6	
Weaver High School, Hartford	4	.500	9	9	
Rockville High School, Vernon	5	.400	8	12	
Hartford Public High School	6	.353	6	11	
Glastonbury High School	7	.300	6	14	
Penney High School, East Hartford	8	.250	5	15	By Lot
East Hartford High School	9	.250	5	15	By Lot

REGION II

Norwalk High School	1	.950	19	1	
New Canaan High School	2	.900	18	2	
Danbury High School	3	.778	14	4	
Brien McMahon High School, Norwalk	4	.700	14	6	
Westhill High School, Stamford	5	.650	13	7	
Stamford High School	6	.579	11	8	By Lot
Greenwich High School	7	.579	11	8	By Lot
Wilton High School	8	.300	6	14	

REGION III

N. W. Catholic, W. Hartford	1	.895	17	2	
Simsbury High School	2	.850	17	3	
Southington High School	3	.800	16	4	
Holy Cross High School, Waterbury	4	.700	14	6	By Lot
New Britain High School	5	.700	14	6	By Lot
Enrico Fermi High School, Enfield	6	.550	11	9	By Lot
Conard High School, W. Hartford	7	.550	11	9	By Lot
Hamden High School	8	.450	9	11	

REGION IV

Lee High School, New Haven	1	.950	19	1	
Bridgeport Central High School	2	.833	15	3	
Wilbur Cross High School, New Haven	3	.800	16	4	
Roger Ludlowe High School, Fairfield	4	.650	13	7	
Amity Reg. High School, Woodbridge	5	.600	12	8	
Notre Dame High School, W. Haven	6	.550	11	9	
Hillhouse High School, New Haven	7	.500	9	9	
Trumbull High School	8	.400	8	12	



1980 BOYS BASKETBALL TOURNAMENT

Qualifying Games

LL DIVISION

Penney	8	
East Hartford	9	

Site: South Windsor

Date: 2/26 Time: 7:30

## 1980 BOYS BASKETBALL TOURNAMENT

RatingsL Division

<u>School / Town</u>	<u>Rating</u>	<u>Percentage</u>	<u>Won</u>	<u>Lost</u>	
Maloney High School, Meriden	1	1.000	20	0	
East Haven High School	2	.950	19	1	
Fairfield Prep. High School	3	.900	18	2	
Bullard-Havens Tech. School, Bridgeport	4	.850	17	3	By Lot
South Windsor High School	5	.850	17	3	By Lot
Branford High School	6	.850	17	3	By Lot
Sacred Heart High School, Waterbury	7	.800	16	4	By Lot
East Catholic High School, Manchester	8	.800	16	4	By Lot
Masuk High School, Monroe	9	.800	16	4	By Lot
St. Bernard High School, Uncasville	10	.789	15	4	
Newtown High School	11	.778	14	4	
Crosby High School, Waterbury	12	.750	15	5	
Abbott Tech. School, Danbury	13	.667	12	6	
Ledyard High School	14	.650	13	7	
Ansonia High School	15	.600	12	8	By Lot
Guilford High School	16	.600	12	8	By Lot
Platt High School, Meriden	17	.556	10	8	
Cheshire High School	18	.550	11	9	By Lot
North Haven High School	19	.550	11	9	By Lot
Bristol Eastern High School	20	.550	11	9	By Lot
St. Joseph High School, Trumbull	21	.500	10	10	By Lot
Windsor Locks High School	22	.500	10	10	By Lot
Windsor High School	23	.500	10	10	By Lot
Torrington High School	24	.500	10	10	By Lot
South Catholic High School, Hartford	25	.500	10	10	By Lot
Wilby High School, Waterbury	26	.500	10	10	By Lot
Bristol Central High School	27	.450	9	11	By Lot
Stamford Catholic High School	28	.450	9	11	By Lot
Wilcox Tech. School, Meriden	29	.450	9	11	By Lot
Bloomfield High School	30	.421	8	11	By Lot
Goodwin Tech. School, New Britain	31	.421	8	11	By Lot
Harding High School, Bridgeport	32	.400	8	12	

## 1980 BOYS BASKETBALL TOURNAMENT

Ratings by RegionL DIVISION

<u>School / Town</u>	<u>Rating</u>	<u>Percentage</u>	<u>Won</u>	<u>Lost</u>	
<u>REGION I</u>					
Maloney High School, Meriden	1	1.000	20	0	
Sacred Heart High School, Waterbury	2	.800	16	4	By Lot
East Catholic High School, Manchester	3	.800	16	4	By Lot
Crosby High School, Waterbury	4	.750	15	5	
Platt High School, Meriden	5	.556	10	8	
Torrington High School	6	.500	10	10	By Lot
Wilby High School	7	.500	10	10	By Lot
Wilcox Tech. School, Meriden	8	.450	9	11	

REGION II

Fairfield Prep. High School	1	.900	18	2	
Bullard Havens Tech. School, Bridgeport	2	.850	17	3	
Masuk High School, Monroe	3	.800	16	4	
Newtown High School	4	.778	14	4	
Abbott Tech. School, Danbury	5	.667	12	6	
St. Joseph High School, Trumbull	6	.500	10	10	
Stamford Catholic High School	7	.450	9	11	
Warren Harding High School, Bridgeport	8	.400	8	12	

REGION III

South Windsor High School	1	.850	17	3	
Bristol Eastern High School	2	.550	11	9	
Windsor Locks High School	3	.500	10	10	By Lot
Windsor High School	4	.500	10	10	By Lot
South Catholic High School, Hartford	5	.500	10	10	By Lot
Bristol Central High School	6	.450	9	11	
Bloomfield High School	7	.421	8	11	By Lot
Goodwin Tech. School, New Britain	8	.421	8	11	By Lot

REGION IV

East Haven High School	1	.950	19	1	
Branford High School	2	.850	17	3	
St. Bernard High School, Uncasville	3	.789	15	4	
Ledyard High School	4	.650	13	7	
Ansonia High School	5	.600	12	8	By Lot
Guilford High School	6	.600	12	8	By Lot
Cheshire High School	7	.550	11	9	By Lot
North Haven High School	8	.550	11	9	By Lot

Tidy

1980 BOYS BASKETBALL TOURNAMENT

Ratings

M DIVISION

<u>School / Town</u>	<u>Rating</u>	<u>Percentage</u>	<u>Won</u>	<u>Lost</u>	
New London High School	1	.900	18	2	
Pomperaug Reg. High School, Southbury	2	.895	17	2	
Windham Reg. Tech. School, Willimantic	3	.889	16	2	
Suffield High School	4	.850	17	3	
Notre Dame High School, Fairfield	5	.842	16	3	
Woodrow Wilson High School, Middletown	6	.833	15	3	
East Lyme High School	7	.800	16	4	
Farmington High School	8	.778	14	4	
Kaynor Tech. School, Waterbury	9	.765	13	4	
Joel Barlow High School, Redding	10	.722	13	5	
Morgan School, Clinton	11	.700	14	6	By Lot
Foran High School, Milford	12	.700	14	6	By Lot
Daniel Hand High School, Madison	13	.700	14	6	By Lot
Immaculate High School, Danbury	14	.684	13	6	
E. O. Smith School, Storrs	15	.650	13	7	
Derby High School	16	.600	12	8	By Lot
St. Thomas Aquinas High School, New Britain	17	.600	12	8	By Lot
A. I. Prince Tech. School, Hartford	18	.600	12	8	By Lot
Waterford High School	19	.500	10	10	
St. Paul Catholic High School, Bristol	20	.450	9	11	By Lot
Middletown High School	21	.450	9	11	By Lot
Milford High School	22	.450	9	11	By Lot
Eli Whitney Tech. School, Hamden	23	.412	7	10	
Central Catholic High School, Norwalk	24	.400	8	12	
Kennedy High School, Waterbury	25	.368	7	12	
Stonington High School	26	.350	7	13	By Lot
Montville High School	27	.350	7	13	By Lot
New Fairfield High School	28	.350	7	13	By Lot
Norwich RVT School	29	.300	6	14	By Lot
New Milford High School	30	.300	6	14	By Lot
Berlin High School	31	.278	5	13	
Bethel High School	32	.211	4	15	

## 1980 BOYS BASKETBALL TOURNAMENT

Ratings by RegionM DIVISION

<u>School / Town</u>	<u>Rating</u>	<u>Percentage</u>	<u>Won</u>	<u>Lost</u>	
<u>REGION I</u>					
New London High School	1	.900	18	2	
Windham RVT School, Willimantic	2	.889	16	2	
East Lyme High School	3	.800	16	4	
E. O. Smith School, Storrs	4	.650	13	7	
Waterford High School	5	.500	10	10	
Stonington High School	6	.350	7	13	By Lot
Montville High School	7	.350	7	13	By Lot
Norwich RVT School	8	.300	6	14	

REGION II

Pomperaug Reg. High School, Southbury	1	.895	17	2	
Notre Dame High School, Fairfield	2	.842	16	3	
Joel Barlow High School, Redding	3	.722	13	5	
Immaculate High School, Danbury	4	.684	13	6	
Central Catholic High School, Norwalk	5	.400	8	12	
New Fairfield High School	6	.350	7	13	
New Milford High School	7	.300	6	14	
Bethel High School	8	.211	4	15	

REGION III

Suffield High School	1	.850	17	3	
Farmington High School	2	.778	14	4	
Kaynor Tech. School, Waterbury	3	.765	13	4	
St. Thomas Aquinas, New Britain	4	.600	12	8	By Lot
A. I. Prince Tech. School, Hartford	5	.600	12	8	By Lot
St. Paul Catholic High School, Bristol	6	.450	9	11	
Kennedy High School, Waterbury	7	.368	7	12	
Berlin High School	8	.278	5	13	

REGION IV

Woodrow Wilson High School, Middletown	1	.833	15	3	
Morgan School, Clinton	2	.700	14	6	By Lot
Foran High School, Milford	3	.700	14	6	By Lot
Daniel Hand High School, Madison	4	.700	14	6	By Lot
Derby High School	5	.600	12	8	
Middletown High School	6	.450	9	11	By Lot
Milford High School	7	.450	9	11	By Lot
Eli Whitney Tech. School, Hamden	8	.412	7	10	